


HOLIDAY





SUMMER HOLIDAY HOMEWORK

2025-26

GENERAL INSTRUCTIONS

1. Try to converse in English with your ward & try to encourage your ward to communicate in English.
2. Introduce new & simple words through colorful story books. The child must be encouraged to read the story books and draw any two characters in a loose sheet.
3. Activities with academics build a strong root for the child's growth. Ensure a physical activity everyday e.g. yoga, cycling, running etc.
4. It is good to make your child aware about the surroundings. They should do, observe & understand few things by doing: -
 1. Plant coriander seeds in a pot.
 2. Do bubble painting.
 3. Make a sandwich with your mother.
 4. Help your mother clean your house.

ar Parents,

Different types of lan

most important thing

The two common lang

Dear Parents,

Different types of languages are spoken by people from different regions, but the most important thing is that any language when spoken should be spoken correctly.

The two common languages that our children should be able to speak fluently are Hindi and English. Since English is a universal language spoken and understood by people all over the world, we want our children also to be proficient in speaking it and for this we need full support and cooperation. We would appreciate if you adhere to the following points:

1. Speak with your child in English. Encourage reading habits.
2. Read out story-books and after finishing the story discuss it with your child.
3. Encourage Word Building and Picture Talk.

The teachers are trying to encourage the children to use simple words, phrases and sentences like:-

- May I go to play?
- May I borrow your pencil / eraser / sharpener?
- I have finished my work.
- Madam, may I go to the washroom?
- Madam, may I go to drink water?
- Madam, may I come in please?
- Madam, may I go to the bookshop / tailor shop?
- Madam, may I go to wash my hands?
- Madam, may I go to pay my school fees?
- Madam, may I sit in the front row as I can't see from the back? □ Madam, please repeat the concept as I'm unable to understand it.
- Madam, I have lost my shoes / blazer / tiffin box / water bottle etc.
- Madam, I came late as I missed my bus.
- Madam, I'm sorry. I have forgotten to bring my book, note book, pencil / eraser / drawing book etc.
- Madam, I'm sorry I couldn't complete my Home Work as I was unwell (with reason)
- Madam, may I borrow a pencil / eraser / ruler etc. from my partner as I've forgotten to bring it today.
- I am sorry for the delay.
- Could you hand me the book.
- Could you please shut the door.

Use of magic words like excuse me, sorry, thanks, please.

- When asking for something, say "Please."
- When receiving something, say "Thank you."
- Do not interrupt grown-ups who are speaking with each other unless there is an emergency.
- If you need to get somebody's attention right away, the phrase "excuse me" is the most polite way for you to enter the conversation.
- When you have any doubt about doing something, ask permission first. It can save you from many hours of grief later.
- When you have spent time at your friend's house, remember to thank his or her parents for having you over and for the good time you had.
- Knock on closed doors and wait to see if there's a response before entering.

Children can be encouraged to use simple words and sentences at home also. For example -

- Mummy, can I help you in the kitchen?
- Mummy, can I lay the table today?
- Mummy, should I help you wash the dishes today?
- Papa, can I help you wash the car?
- Grandpa, should I come with you for a walk?
- Grandma, should I help you put the thread in the needle?
- Mummy, can I get you a glass of water?
- Mummy, may I take some more Ice-Cream from the fridge?
- Papa, I'm sorry I was rude to you.
- Papa, please teach me how to ride a bicycle.
- Mummy, can I join the summer workshop in the school?
- Mummy, can I help you wash and soak the rice?
- Mummy, should I cut the salad today?
- Mummy, I will make a cup of tea for you. Please tell me where are the tea leaves.
- Mummy, can you teach me to make cold coffee please?
- Didi, can you help me find my English note book?
- Papa, can we go cycling together today?

Wishing people properly - Hello Uncle / Aunty how are you?

Wishing parents and elders Good Morning, Good Afternoon, Good Evening and Good Night.

Circle the right number

Tenth	2nd	1st	10th
Fourth	4th	2nd	6th
Eighth	3rd	8th	15th
Ninth	4th	14th	9th
Seventh	7th	10th	5th
Third	16th	6th	3rd
First	7th	1st	2nd
Sixth	6th	1st	10th
Fifth	9th	5th	11th
Second	8th	10th	2nd

Find and circle the correct ordinal numbers.

First	9th	1st	7th	3rd
Second	2nd	4th	6th	9th
Third	5th	8th	10th	3rd
Fourth	4th	6th	7th	5th
Fifth	8th	9th	5th	10th
Sixth	1st	3rd	4th	6th
Seventh	9th	10th	7th	2nd
Eighth	8th	5th	4th	1st
Nineth	2nd	9th	6th	10th
Tenth	10th	3rd	5th	7th

Match the ordinal number with its word.

4th •

8th •

2nd •

6th •

5th •

7th •

3rd •

10th •

9th •

1st •

• fifth

• third

• eighth

• seventh

• fourth

• second

• first

• ninth


• sixth

• tenth

Colour the third (3rd) square blue.



Colour the first (1st) heart red.



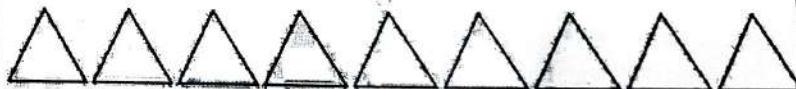
Colour the fifth (5th) star yellow.



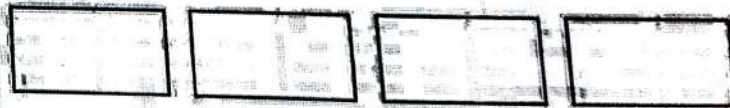
Colour the fourth (4th) circle orange.



Colour the ninth (9th) triangle green.



Colour the second (2nd) rectangle green.



Name: _____

Class: _____

Fill in the number that comes between.

1		3
5		7
0		2
4		6
2		4
7		9
3		5
6		8
8		10
9		11

13		15
10		12
11		13
15		17
12		14
14		16
16		18
19		21
22		24
25		27

Name: _____

Before-Between-After

Directions: Write the number that comes before, between and after each number.

Before

___ 8

___ 17

___ 12

___ 1

___ 20

___ 44

___ 65

Between

1 ___ 3

20 ___ 22

8 ___ 10

14 ___ 16

31 ___ 33

19 ___ 21

11 ___ 13

After

6 ___

13 ___

29 ___

34 ___

17 ___

42 ___

39 ___



Name: _____
Grade: _____

Date: _____

Number up to 40

What number comes before and after?

___ 28 ___ ___ 32 ___ ___ 21 ___

___ 39 ___ ___ 27 ___ ___ 19 ___

___ 11 ___ ___ 14 ___ ___ 38 ___

___ 36 ___ ___ 20 ___ ___ 18 ___

___ 16 ___ ___ 26 ___ ___ 15 ___

___ 34 ___ ___ 13 ___ ___ 30 ___

'After'

Write the numbers that come after the number.

5

16

10

2

17

13

7

19

4

9

12

11

© 2005 Pearson Education, Inc. All rights reserved. This material is not to be distributed, reproduced, or otherwise used without the prior written permission of Pearson Education, Inc.

Comparing number.

Use $>$, $=$, and $<$ symbols to compare numbers.

$78 \bigcirc 89$

$16 \bigcirc 61$

$18 \bigcirc 54$

$71 \bigcirc 19$

$22 \bigcirc 66$

$56 \bigcirc 33$

$77 \bigcirc 77$

$47 \bigcirc 47$

$15 \bigcirc 75$

$51 \bigcirc 17$

$68 \bigcirc 68$

$91 \bigcirc 92$

$25 \bigcirc 25$

$69 \bigcirc 37$


$11 \bigcirc 99$

$32 \bigcirc 12$





Compare numbers to 10 (use $<$ $=$ $>$)

$2 \square 10$	$1 \square 9$
$8 \square 10$	$4 \square 0$
$5 \square 10$	$0 \square 2$
$8 \square 6$	$2 \square 10$
$1 \square 0$	$8 \square 3$

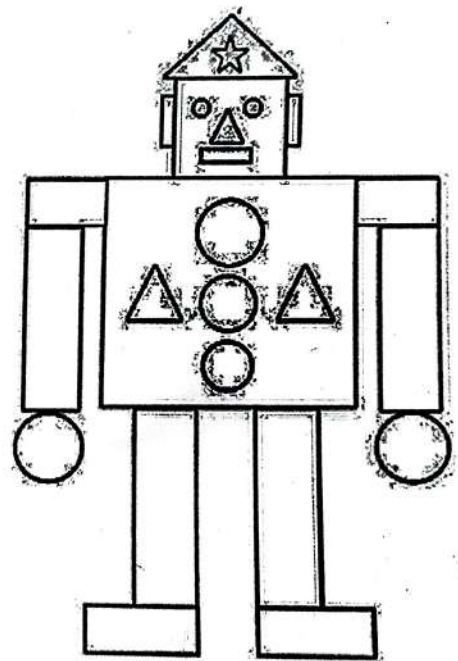
COUNT THE SHAPES 1



How many?

Count the shapes and colour the picture:



How many



.....






.....



.....

Ordering Numbers 1-20

Drag and drop the numbers in the correct order from 1 to 20



5	1	13	9	11	15	
10	18	8	4	6	19	17
7	16	2	20	3	14	12

2. 10. 6. 16. 4 —, —, —, —, —

7. 6. 13. 14. 9 —, —, —, —, —

11. 15. 4. 2. 7 —, —, —, —, —

18. 5. 2. 16. 9 —, —, —, —, —


8. 14. 13. 9. 6 —, —, —, —, —

15. 1. 8. 4. 17 —, —, —, —, —

9. 6. 10. 20. 15 —, —, —, —, —

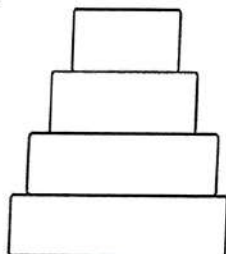
19. 4. 7. 3. 16 —, —, —, —, —

Arrange the numbers in ascending order
from the bottom of the box.



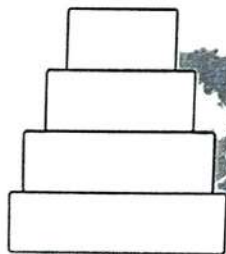
29 : 48 : 51 : 62

□	□	□	□
---	---	---	---




10 : 72 : 83 : 56

□	□	□	□
---	---	---	---



36 : 40 : 51 : 60

□	□	□	□
---	---	---	---



72 : 2 : 42 : 35

□	□	□	□
---	---	---	---

> Write the numbers from smallest to
biggest.

8⁹ 5 3 6 2

□	□	□	□	□	□
---	---	---	---	---	---

10⁴ 7 8 2 6

□	□	□	□	□	□
---	---	---	---	---	---

12¹¹ 8 5 1 0

□	□	□	□	□	□
---	---	---	---	---	---

2⁸ 10⁷ 5 1

□	□	□	□	□	□
---	---	---	---	---	---

0¹³ 2 9 4 7


□	□	□	□	□	□
---	---	---	---	---	---

6⁴ 2 7 11 1


□	□	□	□	□	□
---	---	---	---	---	---

Beginning Sounds


Write the beginning sound to match each picture. Afterwards, tell whether the letter you wrote is a consonant or a vowel.




Consonant Vowel




Consonant Vowel




Consonant Vowel




Consonant Vowel



Consonant Vowel



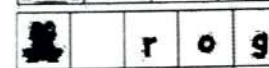
Consonant Vowel



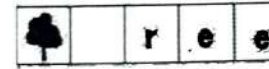
Consonant Vowel



Consonant Vowel



Consonant Vowel





Consonant Vowel


Name: _____

Vowels and Consonants: Write the correct letter of each object and circle V if it is a vowel and C if it is a consonant.

 _hildren V / C


 _gg V / C


 _loud V / C


 _nt V / C


 _reer V / C


 _lephant V / C

 _hale V / C


 _ouse V / C


 _nlon V / C

 _urtle V / C

 _ree V / C

 _mbrella V / C


 _ag V / C

 _gloo V / C

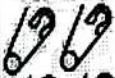
Colour the Plural


Look at the picture and colour the word that matches.


	egg
	eggs


	hat
	hats


	web
	webs


	pin
	pins

	cat
	cats

	tree
	trees

	pen
	pens

	fan
	fans

	vet
	vets

	van
	vans

Name _____ Date _____

Singular / Plural Nouns
Colour the word that matches the picture.



cat

cats

boot

boots

worm

worms



flower

flowers

cloud

clouds

apple

apples



table

tables

grape

grapes

sock

socks

Alphabetical order

Write these words in alphabetical order.

write

1. _____

jump

2. _____

frog

3. _____

cloud

4. _____

planet

5. _____

water

6. _____

daisy


7. _____

Write these words in alphabetical order.

Words	In Alphabetical Order?
cat, dog, fish, horse	
apple, ball, cat, dog	
pen, pencil, eraser, ruler	
book, chair, desk, table	
ant, bat, cat, dog	
frog, jump, run, walk	
blue, green, red, yellow	
milk, egg, bread, cheese	
hat, cap, scarf, gloves	
sun, moon, star, planet	

Picture description.

Q- Fill in the blanks with the help box to complete the description and color the fruit.




(red and green, watermelon, summer, love, big)

- 1) This is the picture of _____.
- 2) We eat it in _____ season.
- 3) It is _____ in colour.
- 4) It is very _____ in size.
- 5) I _____ to eat it.

Picture description.

Q- Fill in the blanks with the help box to complete the description and color the fruit.



(red and green, watermelon, summer, love, big)

- 1) This is the picture of _____.
- 2) We eat it in _____ season.
- 3) It is _____ in colour.
- 4) It is very _____ in size.
- 5) I _____ to eat it.

Name: _____
 Section: _____
 Date: _____
 Teacher: _____


Identify Nouns

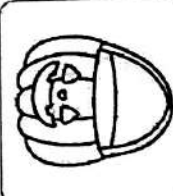
Circle all the names of people.

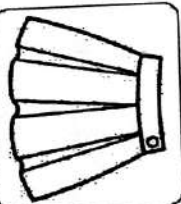
- | | | | |
|----------|-------|--------|----------|
| table | fish | bus | spoon |
| car | frog | flower | sun |
| rabbit | chair | house | bowl |
| football | tiger | school | zebra |
| park | hat | shirt | cow |
| hand | rat | leg | teacher |
| kangaroo | ox | mom | squirrel |
| giraffe | lion | nurse | father |

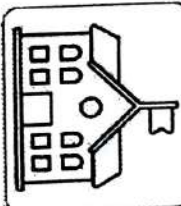
Name: _____
 Class: _____

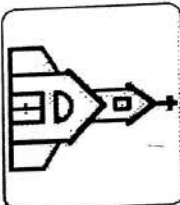
Instruction: Look at the images with nouns and choose if they are a person, a place or a thing. Then, paint each picture.


	Animal
	Place
	Thing

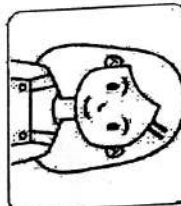
	Person
	Place
	Thing

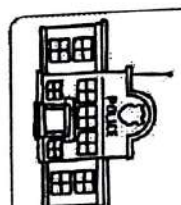
	Person
	Place
	Thing


	Person
	Place
	Thing


	Person
	Place
	Thing

	Animal
	Place
	Thing

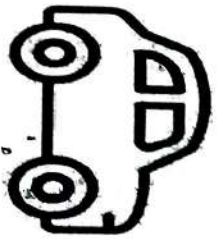
	Person
	Place
	Thing

	Person
	Place
	Thing

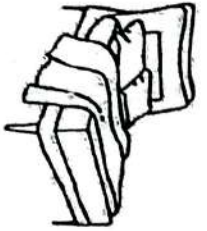
	Person
	Place
	Thing

	Person
	Place
	Thing

Write the correct vowel to complete each word a, e, i, o, u.



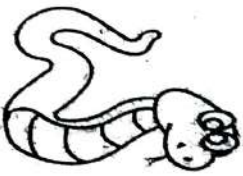
c _ _ r




b _ _ d



b _ _ g



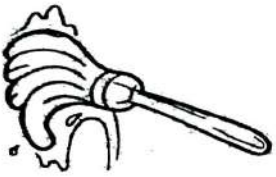
sn _ ke



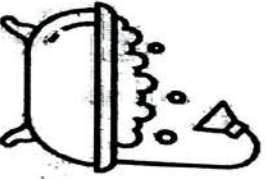
h _ _ t



f _ _ x



m _ _ p



t _ _ b



f _ _ g



pen





apple





dog





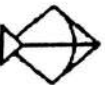
cat





cup





kite



One and many

वर्णों को जोड़कर लिखिए

अक्षर जोड़ कर शब्द बनाओ।



क + म + ल =

अ + द + र + क



ब + ल + ख =

ख + म + व + म + म



भ + ग + व =

अ + न + म + ल + न



म + ग + र =

ब + र + ब + स



क + ल + म =

ह + ल + व + ल



श + ह + लु =

क + स + र + र



प + र + ग =

ब + क + म + व



ब + ट + न =

प + ल + क + ल



म + ट + र =

ब + र + ब + स



र + ब + क =


अ + ल + र + ज

स + र + प + ट
 ह + स + र + ल

प + ल + म + उ

अक्षरों को जोड़े और लिखें

नि + शा _____ छि + पा + ना _____
ति + ल _____ मि + ल + न _____
कि + र + ण _____ वि + ना + श _____
खि + च + डी _____ सि + वा + थ _____
पि + ट + चा _____ वि + क्य + स _____
कि + श + था _____ खि + ता + ब _____
नि + ग + म _____ वि + घा + न _____
वि + श्वा + म _____ सि + ता + स _____
सि + शै + ह _____ कि + सा + न _____



इ (ि) की मात्रा वाले शब्द को सही चित्र से मिलायें

सिर

पिन

दिल

दिया

दिन

किताब

गिलास

चिड़िया

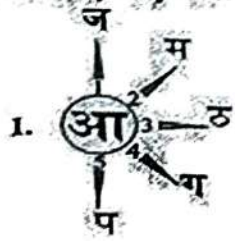
धनिया

हिरण

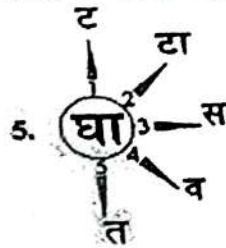


आ की मात्रा

गोले में दिए गए अक्षर को बाहर दिए गए अक्षरों के साथ जोड़कर शब्द बनाओ।



1. आज
2. _____
3. _____
4. _____
5. _____



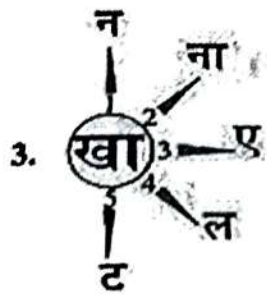
1. घाट
2. _____
3. _____
4. _____
5. _____



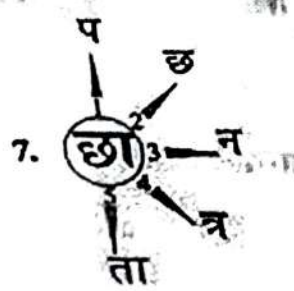
1. काम
2. _____
3. _____
4. _____
5. _____



1. चार
2. _____
3. _____
4. _____
5. _____



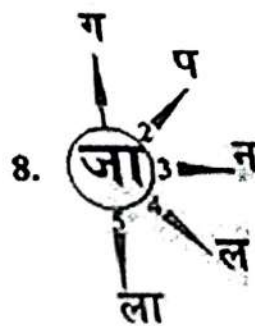
1. खान
2. _____
3. _____
4. _____
5. _____



1. छाप
2. _____
3. _____
4. _____
5. _____



1. गाना
2. _____
3. _____
4. _____
5. _____



1. जाग
2. _____
3. _____
4. _____
5. _____



1. धाक
2. _____
3. _____
4. _____
5. _____



1. नाना
2. _____
3. _____
4. _____
5. _____



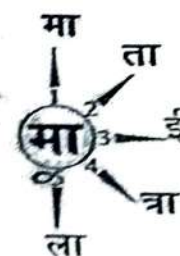
1. पाठ
2. _____
3. _____
4. _____
5. _____



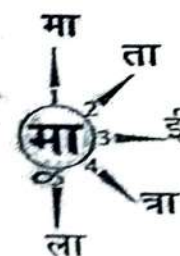
1. फग
2. _____
3. _____
4. _____
5. _____



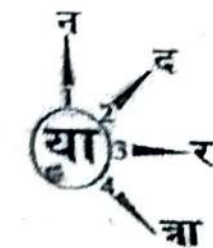
1. वाल
2. _____
3. _____
4. _____
5. _____



1. भाई
2. _____
3. _____
4. _____
5. _____



1. मामा
2. _____
3. _____
4. _____
5. _____



1. यान
2. _____
3. _____
4. _____

1. छाती जगह पर व्यंजन लिखो।

क ___ ग घ ___

च ___ ज झ ___

ट ___ ड ___ ण

___ थ द ___ न

प फ ___ भ म

य र ___ व

श ___ स ह

क्ष ___ ज्ञ ___

2. अक्षरों को जोड़कर लिखो।

घ + र = _____

व + व = _____

र + थ = _____

ए + क = _____

न + ह + र = _____

क + ल + श = _____

ग + र + म = _____

अ + ज + ग + र = _____

थ + र + म + स = _____

उ + प + व + न = _____

3. सही वर्ण चुनकर चित्र का नाम पूरा करो।



ह ___




फ ___




वर्णों को जोड़ कर लिखिए




घ + र = _____




फ + ल = _____



ट + ब = _____



ब + स = _____



ज + ल = _____



र + थ = _____




य + ज्ञ = _____




व + क = _____




ह + ल = _____



ज + ग = _____



Fill in the boxes using the words given below.



EAR

MOUTH

HAND

NOSE

LEG

EYE

ARM

FOOT

HAIR

Five Senses



I use my _____ to see.

I use my _____ to hear.

I use my _____ to touch.

I use my _____ to taste.

I use my _____ to smell.

Match wild animals with their name




kangaroo



elephant



monkey



giraffe




panda



tiger



deer




lion

bear




fox



LOOK AT THE PICTURES AND WRITE THE NAMES OF THE FARM ANIMALS

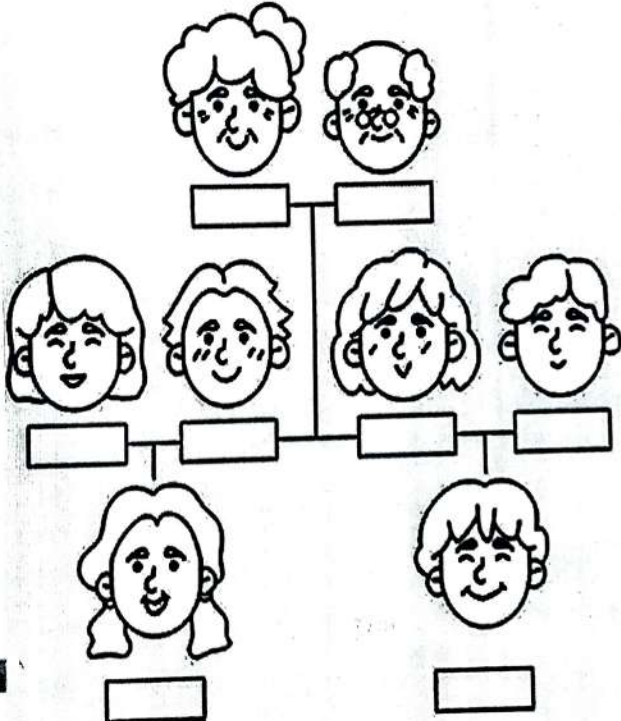
Pig	Duck	Donkey	Horse
Cow	CHICK	Goose	Rabbit
Hen	Goat	Sheep	Rooster



Complete the family tree.


Complete family crossword.

GRANDMOTHER	FATHER	SON	MOTHER
DAUGHTER	GRANDFATHER	UNCLE	AUNT



g r a n d m o t h e r
 f a t h e r
 m o t h e r
 d a u g h t e r
 g r a n d f a t h e r
 u n c l e
 a u n t
 b r o t h e r
 s i s t e r

ALL ABOUT ME



My name is _____

I am a _____

I am _____ years old.

My mother's name is _____

My father's name is _____

→ स्वर और व्यंजन काँपी में करें। (5-बार)

→ कोई एक लघु कहानी याद करें।

→ Paste/Draw festivals of India on A4/chart.

OR

→ Paste/Draw healthy and unhealthy food on A4/chart.

→ Read 3-4 lines daily from your book.

→ Make Pronouns on A4 size sheet.

→ Make Action words on A4 size sheet.

→ Draw/Paste different types of shapes on A4 sheet.

→ Draw beautiful chart on days of the week.

COMPUTER -

* Complete your book work till chapter-2.

* Make Parts of Computer on A4/chart.

Lifeskill -

* Read ch-1 and 2. Do pg - 9, 10, 12, 27, 28 in book.

Gok -

* Do pg - 16, 17, 18, 19, 20, 21 in book.

* Complete your previous work till pg-12.

→ COMPETITION

* Prepare your word for "SHOW AND TELL" competition on any topic - favourite cartoon/fruit/Animal etc.

* Prepare some lines on any one "freedom fighter".