


B.V.M WORLD SCHOOL (2025-26)
UNIT TEST (CLASS – 1)

| Date | Subjects | Syllabus |
|-------------------------|----------|---|
| 7-7-2025 (Monday) | Maths | Ch-2 (Numbers from One to Nine) |
| 8-7-2025 (Tuesday) | English | Literature Ch- 1 (Rahul's rainbow plate) Grammar: Vowels, A/ An, Colours name, Fruit names, Vegetable names, This/ That, Naming words. |
| 9-7-2025 (Wednesday) | Hindi | भाजारँ बिना मात्रा वाले शब्द, आ, छोटी इ (ि) , बड़ी ई (ी) की मात्रा, रंगों के नाम, फलों के नाम |
| 10-7-2025 (Thursday) | E.V.S | Ch- 1 (My body help me) |

- It is compulsory to appear in all exams however if a student remain absent on any exam day due to any unavoidable circumstances, parents are requested to inform the school reception on the very same day with medical certificate.
- There will be no re-test.

HOLIDAY

Homework





SUMMER HOLIDAY HOMEWORK

2025-26

GENERAL INSTRUCTIONS

1. Try to converse in English with your ward & try to encourage your ward to communicate in English.
2. Introduce new & simple words through colourful story books. The child must be encouraged to read the story books and draw any two characters in a loose sheet.
3. Activities with academics build a strong root for the child's growth. Ensure a physical activity everyday e.g. yoga, cycling, running etc.
4. It is good to make your child aware about the surroundings. They should do, observe & understand few things by doing: -
 1. Plant coriander seeds in a pot.
 2. Do bubble painting.
 3. Make a sandwich with your mother.
 4. Help your mother clean your house.

Dear Parents,

Different types of languages are spoken by people from different regions, but the most important thing is that any language when spoken should be spoken correctly.

The two common languages that our children should be able to speak fluently are Hindi and English. Since English is a universal language spoken and understood by people all over the world, we want our children also to be proficient in speaking it and for this we need full support and cooperation. We would appreciate if you adhere to the following points:

1. Speak with your child in English. Encourage reading habits.
2. Read out story-books and after finishing the story discuss it with your child.
3. Encourage Word Building and Picture Talk.

The teachers are trying to encourage the children to use simple words, phrases and sentences like:-

- May I go to play?
- May I borrow your pencil / eraser / sharpener?
- I have finished my work.
- Madam, may I go to the washroom?
- Madam, may I go to drink water?
- Madam, may I come in please?
- Madam, may I go to the bookshop / tailor shop?
- Madam, may I go to wash my hands?
- Madam, may I go to pay my school fees?
- Madam, may I sit in the front row as I can't see from the back? □ Madam, please repeat the concept as I'm unable to understand it.
- Madam, I have lost my shoes / blazer / tiffin box / water bottle etc.
- Madam, I came late as I missed my bus.
- Madam, I'm sorry. I have forgotten to bring my book, note book, pencil / eraser / drawing book etc.
- Madam, I'm sorry I couldn't complete my Home Work as I was unwell (with reason)
- Madam, may I borrow a pencil / eraser / ruler etc. from my partner as I've forgotten to bring it today.
- I am sorry for the delay.
- Could you hand me the book.
- Could you please shut the door.

Use of magic words like excuse me, sorry, thanks, please.

- When asking for something, say "Please."
- When receiving something, say "Thank you."
- Do not interrupt grown-ups who are speaking with each other unless there is an emergency.
- If you need to get somebody's attention right away, the phrase "excuse me" is the most polite way for you to enter the conversation.
- When you have any doubt about doing something, ask permission first. It can save you from many hours of grief later.
- When you have spent time at your friend's house, remember to thank his or her parents for having you over and for the good time you had.
- Knock on closed doors and wait to see if there's a response before entering.

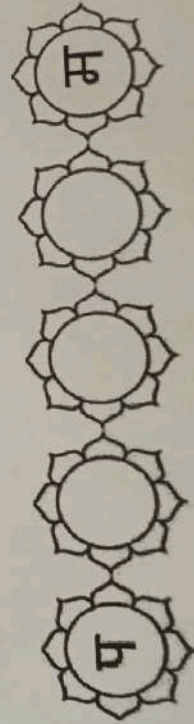
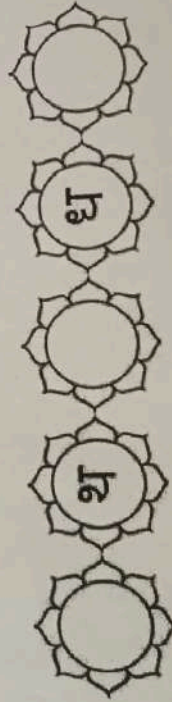

Children can be encouraged to use simple words and sentences at home also. For example –

- Mummy, can I help you in the kitchen?
- Mummy, can I lay the table today?
- Mummy, should I help you wash the dishes today?
- Papa, can I help you wash the car?
- Grandpa, should I come with you for a walk?
- Grandma, should I help you put the thread in the needle?
- Mummy, can I get you a glass of water?
- Mummy, may I take some more Ice-Cream from the fridge?
- Papa, I'm sorry I was rude to you.
- Papa, please teach me how to ride a bicycle.
- Mummy, can I join the summer workshop in the school?
- Mummy, can I help you wash and soak the rice?
- Mummy, should I cut the salad today?
- Mummy, I will make a cup of tea for you. Please tell me where are the tea leaves.
- Mummy, can you teach me to make cold coffee please?
- Mummy, can you help me find my English note book?
- Didi, can you help me find my English note book?
- Papa, can we go cycling together today?

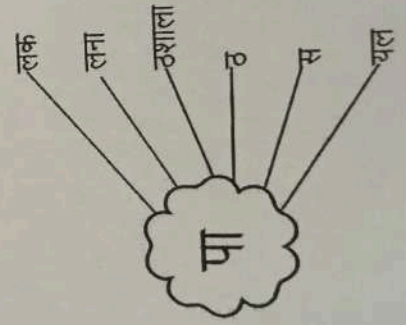
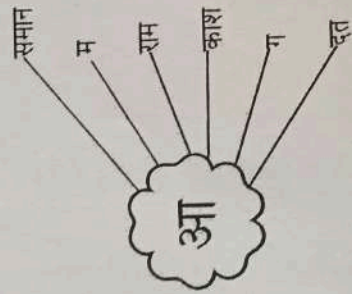
Wishing people properly – Hello Uncle / Aunty how are you?

Wishing parents and elders Good Morning, Good Afternoon, Good Evening and Good Night.

४ निम्नलिखित रिक्त स्थानों को व्यंजन लिप्यकर पूरा कीजिए-




जोड़ कर शब्द पूरे करो-



आ की मात्रा लगाकर शब्द पूरे करो और
चित्र में रंग भरो।

गड़-गड़, गड़-गड़ ब दल अ य
ब दल अ य, जल भर ल य।
क ल क ल ब दल छ य
छम-छम, छम-छम जल बरस य।



प्रश्न ३. खाली स्थान भरो-

गाना आम हाथ बादल गाजर

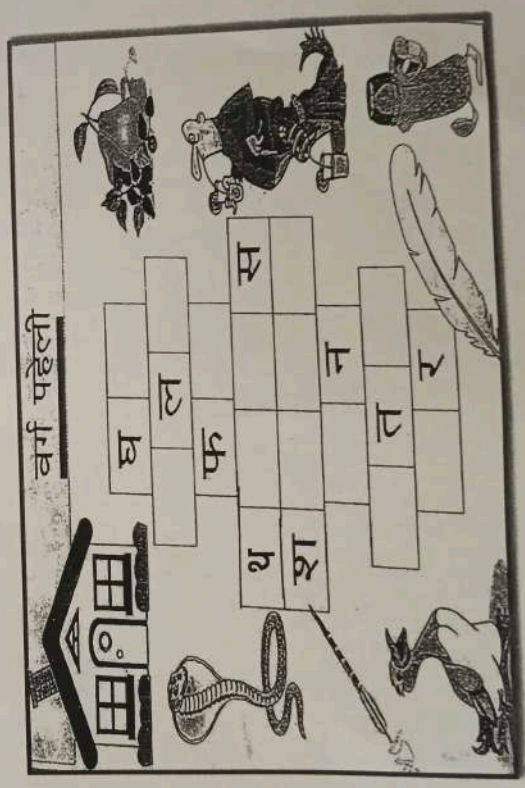
क. करन _____ का हलवा बना।

ख. राधा अपना _____ साफ़ कर।

ग. आकाश पर _____ छाया।

घ. तरन _____ गा रहा था।

ङ. बाजार जाकर ताजा _____ ला।



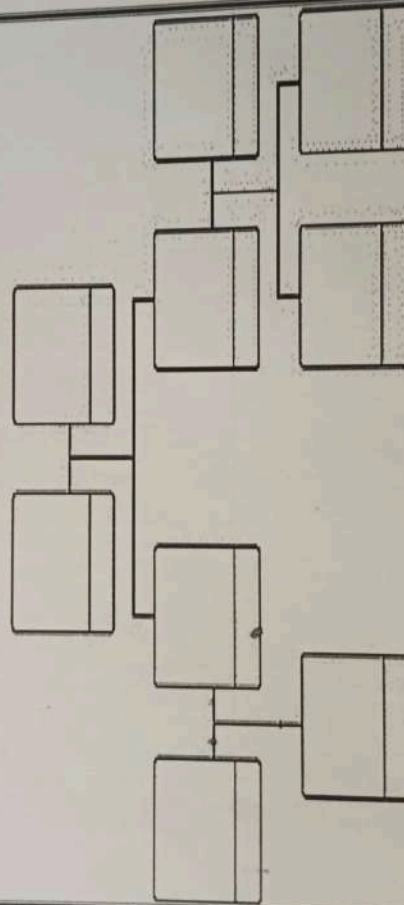

B.V.M. WORLD SCHOOL

Environmental Science Worksheet - I

Class I

Name: _____ Date: _____

Q1. Look at the picture and complete the family tree.



Q2. Complete the sentences.

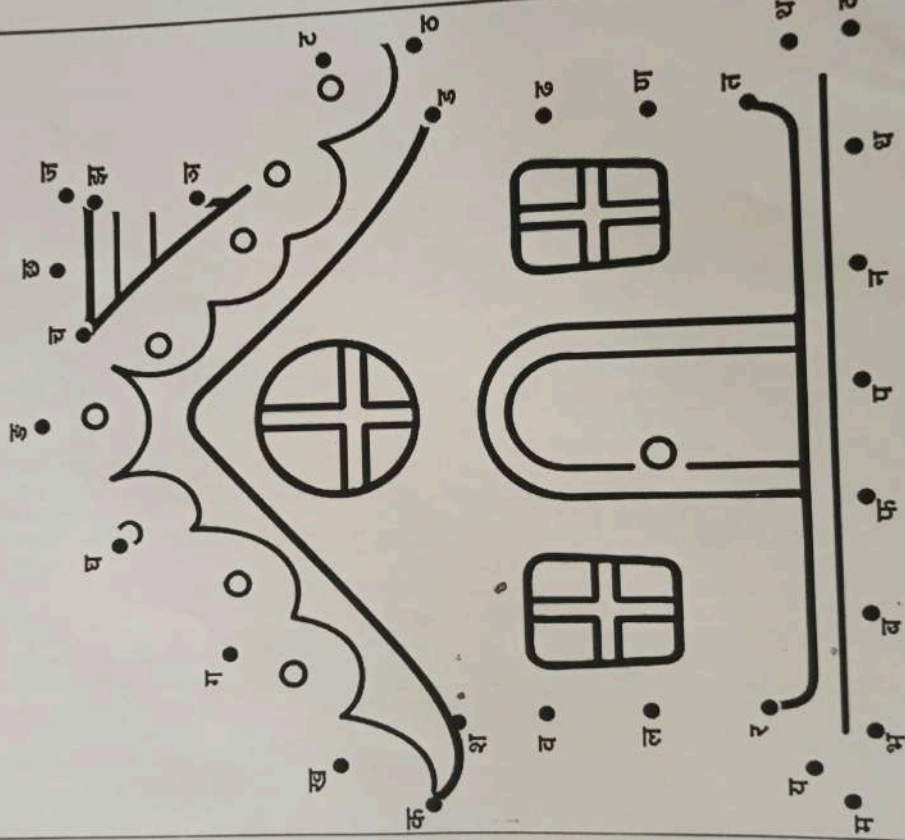
My favourite fruit/vegetable is _____

I like to _____

My hobby is _____

बिंदु मिलान











व्यंजनों का मिलान करें और चित्र पूरा करके रंग भरे
















Name: _____ Date: _____

Fill in the blanks with **This** or **That**.

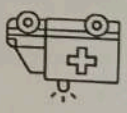



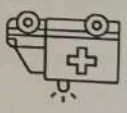





1. _____ is a cat. → 
2. _____ is a dog. → 
3. _____ is an apple. → 
4. _____ is a bag. → 
5. _____ is a rocket. → 
6. _____ is a duck. → 
7. _____ is a kite. → 
8. _____ is a hat. → 
9. _____ is a boy. → 
10. _____ is a house. → 

























'THIS' OR 'THAT'

Look at the pictures and fill in the blanks using 'this' or 'that':

- 1) _____ is a   _____.
- 2) _____ is a  _____.
- 3) _____ is a   _____.
- 4) _____ is a   _____.
- 5) _____ is a  _____.
- 6) _____ is a   _____.
- 7) _____ is a  _____.

Write the correct number in the box. Write a or an in the blanks.

| | | | |
|-----------|-------------|---|--------------------------|
| 1. _____ | igloo |  | <input type="checkbox"/> |
| 2. _____ | train |  | <input type="checkbox"/> |
| 3. _____ | kitten |  | <input type="checkbox"/> |
| 4. _____ | e-mail |  | <input type="checkbox"/> |
| 5. _____ | ambulance |  | <input type="checkbox"/> |
| 6. _____ | owl |  | <input type="checkbox"/> |
| 7. _____ | soccer ball |  | <input type="checkbox"/> |
| 8. _____ | fan |  | <input type="checkbox"/> |
| 9. _____ | mouse |  | <input type="checkbox"/> |
| 10. _____ | hotel |  | <input type="checkbox"/> |


| | | | |
|-----------|------------|---|--------------------------|
| 1. _____ | orange |  | <input type="checkbox"/> |
| 2. _____ | apple |  | <input type="checkbox"/> |
| 3. _____ | umbrella |  | <input type="checkbox"/> |
| 4. _____ | rabbit |  | <input type="checkbox"/> |
| 5. _____ | bus |  | <input type="checkbox"/> |
| 6. _____ | university |  | <input type="checkbox"/> |
| 7. _____ | desk |  | <input type="checkbox"/> |
| 8. _____ | elephant |  | <input type="checkbox"/> |
| 9. _____ | sheep |  | <input type="checkbox"/> |
| 10. _____ | lemon |  | <input type="checkbox"/> |
| 11. _____ | egg |  | <input type="checkbox"/> |
| 12. _____ | uniform |  | <input type="checkbox"/> |
| 13. _____ | igloo |  | <input type="checkbox"/> |
| 14. _____ | giraffe |  | <input type="checkbox"/> |
| 15. _____ | banana |  | <input type="checkbox"/> |
| 16. _____ | uncle |  | <input type="checkbox"/> |
| 17. _____ | flower |  | <input type="checkbox"/> |
| 18. _____ | ear |  | <input type="checkbox"/> |
| 19. _____ | bear |  | <input type="checkbox"/> |
| 20. _____ | ring |  | <input type="checkbox"/> |
| 21. _____ | arm |  | <input type="checkbox"/> |
| 22. _____ | farmer |  | <input type="checkbox"/> |
| 23. _____ | eye |  | <input type="checkbox"/> |
| 24. _____ | eraser |  | <input type="checkbox"/> |

a / an


Descending order:

Write the numbers from greatest to least.


9, 1, 3, 7




2, 8, 4, 5



1, 4, 10, 7



6, 5, 4, 3



6, 13, 11, 8



Name: _____

Date: _____

Ascending order 1-20

Write the numbers from smallest to biggest.

4, 11, 9, 16

| | | | |
|--|--|--|--|
| | | | |
|--|--|--|--|

3, 7, 12, 5

| | | | |
|--|--|--|--|
| | | | |
|--|--|--|--|

6, 15, 1, 13

| | | | |
|--|--|--|--|
| | | | |
|--|--|--|--|

10, 8, 19, 3

| | | | |
|--|--|--|--|
| | | | |
|--|--|--|--|


14, 6, 9, 2

| | | | |
|--|--|--|--|
| | | | |
|--|--|--|--|


20, 11, 5, 8

| | | | |
|--|--|--|--|
| | | | |
|--|--|--|--|

What comes after?



What comes before?



Between

Write the between numbers..

65 ○ 67

76 ○ 78

84 ○ 86

97 ○ 99

69 ○ 71

62 ○ 64

85 ○ 87

94 ○ 96

59 ○ 61

61 ○ 63

73 ○ 75

60 ○ 62

90 ○ 92

80 ○ 82

66 ○ 68

57 ○ 59

81 ○ 83

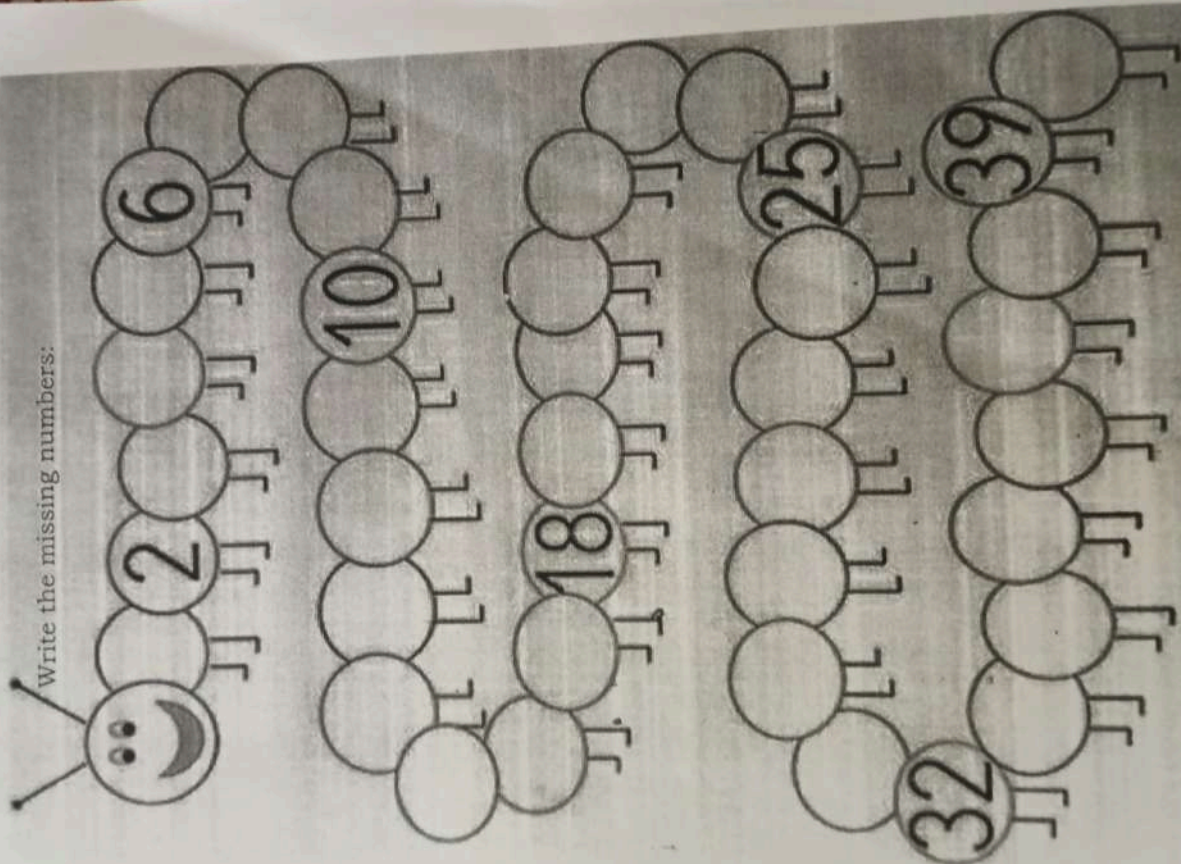
71 ○ 73

Numbers in Words

Unscramble the words

| | | |
|----|-------|--|
| 1 | eon | |
| 2 | wot | |
| 3 | eehrt | |
| 4 | oruf | |
| 5 | iefv | |
| 6 | ixs | |
| 7 | enesv | |
| 8 | gtehi | |
| 9 | einn | |
| 10 | nte | |


Write the missing numbers:



Ordinal Numbers Worksheets

1. Color the objects corresponding to the given positions

1. Colour 1st, 4th, 5th, 7th and 8th apples



2. Colour 2nd, 3rd, 5th, 7th and 9th oranges



3. Colour 1st, 3rd 5th, 7th and 10th pears



4. Colour 2nd, 3rd, 6th, 8th and 10th watermelon slices



10. Colour 1st, 3rd 5th 7th and 9th lemons



Count each shape and write the numbers below.

